




浙江沪杭甬高速公路股份有限公司  
ZHEJIANG EXPRESSWAY CO., LTD.


## Monthly Report on Operational Status for **January, 2018**

Page: 1 of 2

Compile date: February 14, 2018

Traffic volumes and toll revenues	Mileage in operation(km)	Average daily traffic volume (full trips)		Average daily toll revenue (Rmb'000)	
		This month	Year-on-year change	This month	Year-on-year change
Shanghai-Hangzhou Expressway	102.6	60,072	+18.93%	4,659.4	+25.41%
Hangzhou-Ningbo Expressway	145.0	55,481	+6.96%	6,196.6	+13.76%
Shangsan Expressway	142.0	29,498	-3.84%	3,649.9	+17.34%
Ningbo-Jinhua Expressway, Jinhua Section	69.7	18,708	-8.80%	1,094.7	+9.37%
Hanghui Expressway	122.3	15,693	-29.44%	1,269.8	-16.57%
Huihang Expressway (Anhui)	81.6	5,692	-52.78%	300.9	-45.18%

 Please be kindly advised that **January** and **February** figures are heavily affected by, among others, the varying dates on which the Chinese Lunar New Year falls each year, resulting in distorted year-on-year comparisons.

 Should you have any questions or that you would like to terminate the sending of this monthly report, please contact **Tony Zheng** at Secretarial Office to the Board: **tel.** 86-571-87987700; **fax** 87950329; **email:** zhenghui@zjec.com.cn




浙江沪杭甬高速公路股份有限公司  
ZHEJIANG EXPRESSWAY CO., LTD.


## Monthly Report on Operational Status for **January, 2018**

Page: 2 of 2

Compile date: February 14, 2018

Vehicle make up (percentage points)		(0~2 tons]	(2~5 tons]	(5~10 tons)	(10~15 tons)	Above 15 tons
Shanghai-Hangzhou-Ningbo Expressway	This month	78.05	4.72	4.32	3.92	8.98
	Year-on-year change	<b>-3.18</b>	<b>+0.71</b>	<b>+0.23</b>	<b>-0.18</b>	<b>+2.41</b>
Shangsan Expressway	This month	70.82	5.08	5.60	4.08	14.43
	Year-on-year change	<b>-8.36</b>	<b>+1.36</b>	<b>+0.62</b>	<b>+0.31</b>	<b>+6.08</b>
Ningbo-Jinhua Expressway, Jinhua Section	This month	71.06	3.34	3.99	14.52	7.09
	Year-on-year change	<b>-9.01</b>	<b>+1.07</b>	<b>+0.20</b>	<b>+4.67</b>	<b>+3.07</b>
Hanghui Expressway	This month	88.46	3.67	2.22	2.62	3.04
	Year-on-year change	<b>-4.29</b>	<b>+1.27</b>	<b>+0.69</b>	<b>+0.71</b>	<b>+1.64</b>
Huihang Expressway (Anhui)	This month	n/a	n/a	n/a	n/a	n/a
	Year-on-year change	n/a	n/a	n/a	n/a	n/a

 Please be kindly advised that **January** and **February** figures are heavily affected by, among others, the varying dates on which the Chinese Lunar New Year falls each year, resulting in distorted year-on-year comparisons.

 Should you have any questions or that you would like to terminate the sending of this monthly report, please contact **Tony Zheng** at Secretarial Office to the Board: **tel.** 86-571-87987700; **fax** 87950329; **email:** zhenghui@zjec.com.cn

Information contained in this report has not been audited, and is subject to change without notice. Neither the Company or any of its directors, nor any other person accepts any liability whatsoever for any loss howsoever arising from or in reliance upon the whole or any part of the information contained in this report.